









# Individual Results

## Phase 1

### Fontainebleau - Ama1 GP - 100KM :13 Riders

Percentages: Qualified: 53.85% Not qualified: 46.15% (including GA (ex LA): 46.15% ME: 00.00% RET: 00.00% MISC: 00.00%)

RANK	NUM.	AV. SPEED	NAT.	PHASE	RANK	ARRIVAL	IN TIME	RECOV. T.	PH. SPD	BPM	AV. SPD	TOTAL REC.	LAP/LEAD
1	520	18.437	Dep. : 11:28:40	1	1	10:46:34	10:48:40	00:02:06	18.437	56/58	18.437	00:02:06	00:00:00
ALEXIS MICHEL													
VLALACLIC DE LAP 11													
- - MICHEL ALEXIS <span style="float:right">Total Riding Time: 02:03:40</span>													
2	514	18.155	Dep. : 11:30:35	1	2	10:48:23	10:50:35	00:02:12	18.155	49/48	18.155	00:02:12	00:01:55
LISE CUVELIER													
APPY DE CHAMBORD 10													
Lap / preceding :00:01:55													
- - CUVELIER ELODIE <span style="float:right">Total Riding Time: 02:05:35</span>													
3	518	17.297	Dep. : 11:36:49	1	3	10:46:32	10:56:49	00:10:17	17.297	61/58	17.297	00:10:17	00:08:09
ELISE JACQUOT													
VAROUK 11													
Lap / preceding :00:06:14													
- - BERTIN JACQUOT SYLVIE <span style="float:right">Total Riding Time: 02:11:49</span>													
4	513	16.646	Dep. : 11:41:58	1	4	10:56:24	11:01:58	00:05:34	16.646	55/52	16.646	00:05:34	00:13:18
AGNES BONNIGAL THEPENIER													
BE WAKE UP D'ETTO 9													
Lap / preceding :00:05:09													
- - LISTE ROUGE <span style="float:right">Total Riding Time: 02:16:58</span>													
5	523	16.466	Dep. : 11:43:28	1	5	10:58:05	11:03:28(2)	00:05:23	16.466	60/60	16.466	00:05:23	00:14:48
MAEVA BERNEZ VIGNOLLE													
HARTISTE 8													
Lap / preceding :00:01:30													
- - BERNEZ-VIGNOLLE MAEVA <span style="float:right">Total Riding Time: 02:18:28</span>													
6	515	16.458	Dep. : 11:43:32	1	6	10:59:21	11:03:32	00:04:11	16.458	56/54	16.458	00:04:11	00:14:52
ANNE MARIE DULIEU													
ALOUETTE DES TUILERIE 10													
Lap / preceding :00:00:04													
- - DULIEU PHILIPPE <span style="float:right">Total Riding Time: 02:18:32</span>													
7	511	16.307	Dep. : 11:44:49	1	7	10:59:24	11:04:49	00:05:25	16.307	57/56	16.307	00:05:25	00:16:09
LEA BARDON													
KALYMNOS D'ELSSANNE 8													
Lap / preceding :00:01:17													
- - LUKKES JITZE <span style="float:right">Total Riding Time: 02:19:49</span>													
8	517	15.407	Dep. : 11:52:59	1	8	11:09:45	11:12:59	00:03:14	15.407	57/56	15.407	00:03:14	00:24:19
CAROLINE HAUTCOEUR													
DIWALL AL HFIFA 7													
Lap / preceding :00:08:10													
- - LE MORVAN OLIVIER <span style="float:right">Total Riding Time: 02:27:59</span>													
9	516	15.386	Dep. : 11:53:11	1	9	11:06:51	11:13:11	00:06:20	15.386	59/58	15.386	00:06:20	00:24:31
PHILIPPE FRANCOIS													
SAM ZOUKA 9													
Lap / preceding :00:00:12													
- - CIURLEO DOMINIQUE <span style="float:right">Total Riding Time: 02:28:11</span>													
10	519	15.357	Dep. : 11:53:28	1	10	11:09:46	11:13:28	00:03:42	15.357	64/60	15.357	00:03:42	00:24:48
CHARLINE LEONARD													
EAUNOIRE JALLIK 6													
Lap / preceding :00:00:17													
- - LEONARD CHARLINE <span style="float:right">Total Riding Time: 02:28:28</span>													

RANK	NUM.	AV. SPEED	NAT.	PHASE	RANK	ARRIVAL	IN TIME	RECOV. T.	PH. SPD	BPM	AV. SPD	TOTAL REC.	LAP/LEAD
11	522	15.335	Dep. : 11:53:41	1	11	11:10:10	11:13:41	00:03:31	15.335	60/58	15.335	00:03:31	00:25:01
<b>GUYLAINE PAGE</b> 													
SOLIUZ DE LA CURE  7													
Lap / preceding :00:00:13													
- - PAGE GUYLAINE												Total Riding Time: 02:28:41	
12	521	15.307	Dep. : 11:53:57	1	12	11:10:08	11:13:57	00:03:49	15.307	63/62	15.307	00:03:49	00:25:17
<b>ALYCIA MILLAT</b> 													
HOTSPUR ALVA  10													
Lap / preceding :00:00:16													
- - DANIEL VERONIQUE												Total Riding Time: 02:28:57	
0	512	GA	Dep. : 11:30:10	1	GA	10:46:31	10:50:10	00:03:39	18.216	64/56	18.216	00:03:39	00:01:30
<b>JULIETTE BERREZ</b> 													
CALIFE DE LA BERGERIE  8													
Lap / preceding :23:36:13													
- - BARON FRANCIS												Total Riding Time: 02:05:10	

WD=Withdrawn, RET=Retired, DSQ=Disqualified, FNR=Finished not ranked, LA=Lame, MI=Minor injury, CI=Catastrophic injury, ME=Metabolic, ME-TR=Metabolic invasive treatment, OT=Out of time, FTC: Failed to complete




More than timekeeping

Yamamah Android 

Yamamah IOS 



Powered by ATRM